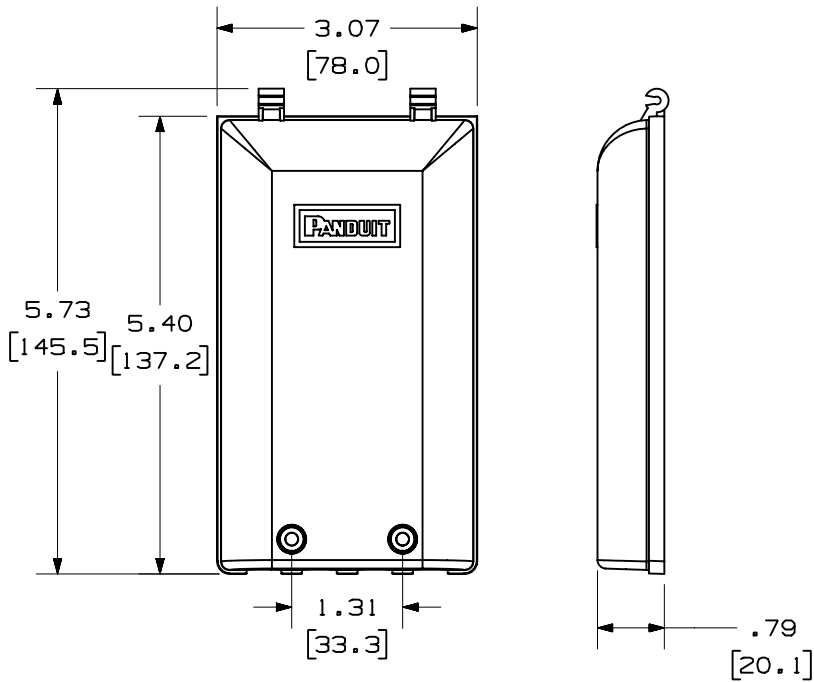


THIS COPY IS PROVIDED ON A RESTRICTED BASIS AND IS NOT TO BE USED IN ANY WAY DETRIMENTAL TO THE INTERESTS OF PANDUIT CORP.



USE A 5/64" HEX KEY TOOL WITH THE TAMPER RESISTANT SCREW.

| PANDUIT P/N | WEIGHT                              |
|-------------|-------------------------------------|
| CFPWR4**    | 2.89 LB/10 PCS<br>(1309.1 g/10 PCS) |

NOTES:

1. SEE CURRENT CATALOG FOR ADDITIONAL PART NUMBER SUFFIXES TO INDICATE COLOR AND OR PACKAGE QUANTITY.
2. SEE CATALOG FOR A COMPLETE LIST OF PARTS APPLICABLE FOR USE WITH THIS PART.
3. DIMENSIONS IN PARENTHESES ARE IN METRIC.
4. ALSO INCLUDED WITH BOX:
  - a. (2) MOUNTING SCREW #6-32 X 1" (SECURES FACEPLATE TO WALL)
  - b. (2) COVER SCREW #6-32 X 1.25" COMBINATION PAN HEAD (SECURES COVER TO BASE)
  - c. (1) BASE
  - d. (1) COVER
  - e. (1) TOP/BOTTOM CABLE GASKET
  - f. (1) BACK SEAL GASKET
  - g. (2) TAMPER RESISTANT COVER SCREW #6-32 X 1.25" HEX BUTTON HEAD (SECURES COVER TO BASE)



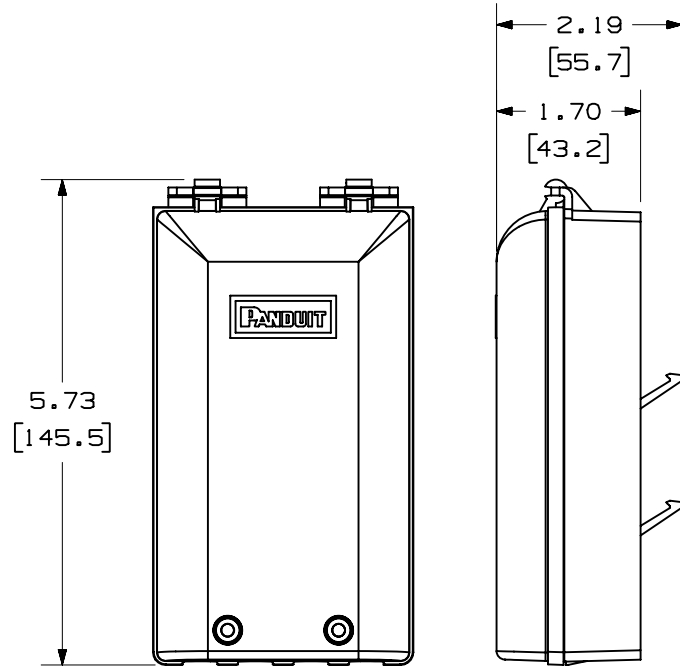
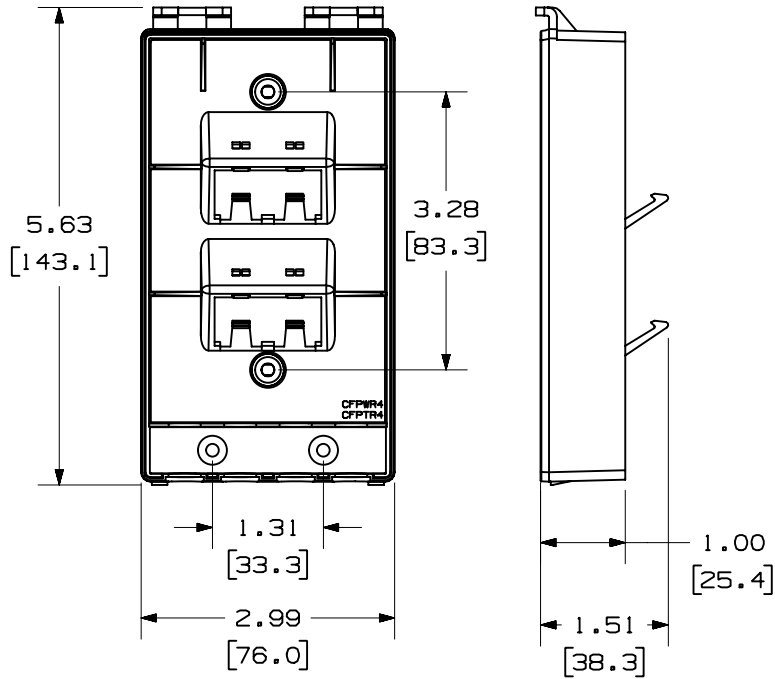
|                  |                             |      |   |
|------------------|-----------------------------|------|---|
| MODEL FILENAME   | M00897AA_WATERRESBOX_09.PRT | SIZE | A |
| DRAWING FILENAME | M00897BL_DC_00B.PRT         |      |   |

MINI-COM™ 4 POSITION WATER RESISTANT FACEPLATE CUSTOMER DRAWING

|   |                        |                      |
|---|------------------------|----------------------|
| <p>PANDUIT™<br/>CORP.<br/>TINLEY PARK, ILL 60477</p>  | I.I. NUMBER            | N/A                  |
|   | PRODUCT SPEC           | N/A                  |
| <p>THIRD ANGLE PROJECTION</p>   | WORK INSTRUCTION       | N/A                  |
|   | SCALE                  | FULL                 |
| <p>ALL DIMENSIONS ARE GIVEN IN INCHES, UNLESS OTHERWISE SPECIFIED.</p> <p>DIMENSIONAL TOLERANCES ARE:<br/>(.X) ±.03 (.XXX) ±.005<br/>(.XX) ±.01 ANGLES ± 1°</p> | PART NO.               | CFPWR4**             |
| <p>DRAWN BY: JsP</p> <p>DATE: 1-15-02</p> <p>CHK'D: MJD</p>   | REVIEW DRAWING NUMBERS | DRAWING NO. 00897-07 |
| MATERIAL: PC  |                        | SHEET 1 OF 2         |

| REV | DATE    | BY  | CHK | DESCRIPTION                                  | ECN      | R | CUST | SUP | OTH |
|-----|---------|-----|-----|--|----------|---|------|-----|-----|
| I   | 2-13-04 | JsP |     | A. ADDED TWO TAMPER RESISTANT SCREWS TO KIT. | 00897-07 |   |      |     |     |
| R   | 1-15-02 | JsP | MJD | RELEASED TO PRODUCTION                       | 00897-07 |   |      |     |     |

THIS COPY IS PROVIDED ON A RESTRICTED BASIS AND IS NOT TO BE USED IN ANY WAY DETRIMENTAL TO THE INTERESTS OF PANDUIT CORP.



|                  |                             |      |   |
|------------------|-----------------------------|------|---|
| MODEL FILENAME   | M00897AA_WATERRESBOX_00.PRT | SIZE | A |
| DRAWING FILENAME | M00897BL_DC_00B.PRT         |      |   |

MINI-COM™ 4 POSITION WATER RESISTANT FACEPLATE CUSTOMER DRAWING

|  |   |                               |                     |  |
|--|---|-------------------------------|---------------------|--|
| <p>PANDUIT™<br/>CORP.<br/>TINLEY PARK, ILL 60477</p> | I.I. NUMBER   | N/A                           |                     |  |
|  | PRODUCT SPEC  | N/A                           |                     |  |
|  | WORK INSTRUCTION  | N/A                           |                     |  |
|  | SCALE   | NONE                          |                     |  |
| <p>THIRD ANGLE PROJECTION</p>                        | <p>ALL DIMENSIONS ARE GIVEN IN INCHES, UNLESS OTHERWISE SPECIFIED.</p> <p>DIMENSIONAL TOLERANCES ARE:<br/>(.X) ±.03    (.XXX) ±.005<br/>(.XX) ±.01    ANGLES ± 1°</p> | PART NO.                      | CFPWR4**            |  |
| <p>DRAWN BY<br/>JsP</p>                              | <p>DATE<br/>1-15-02</p>   | <p>REVIEW DRAWING NUMBERS</p> | <p>MATERIAL: PC</p> | <p>DRAWING NO.<br/>00897-07<br/>SHEET 2 OF 2</p> |

| REV | DATE    | BY  | CHK | DESCRIPTION                     | ECN      | R | CUST | SUP | OTH |
|-----|---------|-----|-----|---------------------------------|----------|---|------|-----|-----|
| I   | 2-13-04 | JsP |     | SEE SHEET 1 OF 2 FOR REVISIONS. | 00897-07 |   |      |     |     |
| R   | 1-15-02 | JsP | MJD | SEE SHEET 1 OF 2.               | 00897-07 |   |      |     |     |